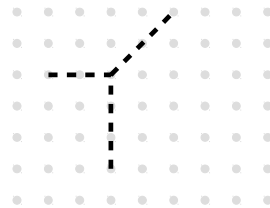





### Énoncés

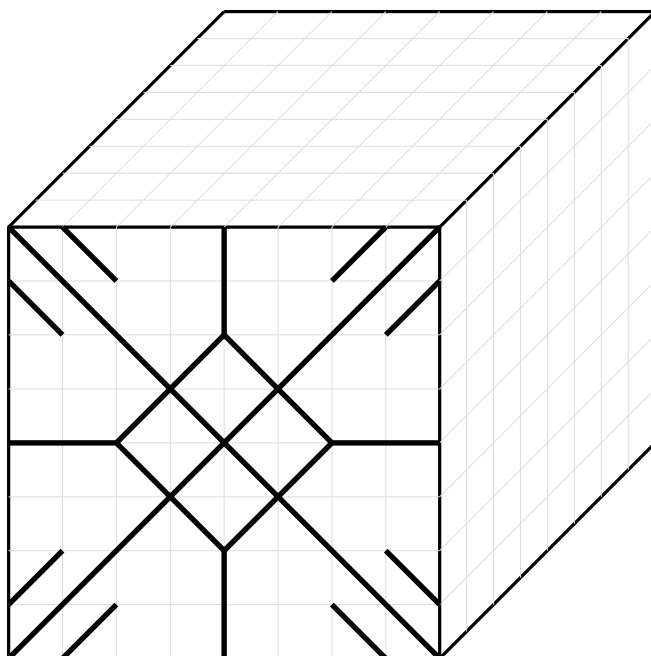
#### Exercice 1

Compléter chaque dessin de façon à obtenir la représentation en perspective cavalière d'un parallélépipède rectangle.



#### Exercice 2

Reproduire le dessin de la face avant sur les deux autres faces du cube.



#### Exercice 3

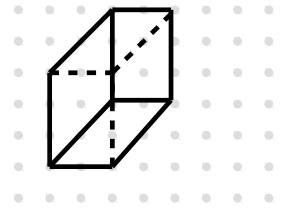
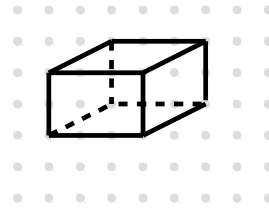
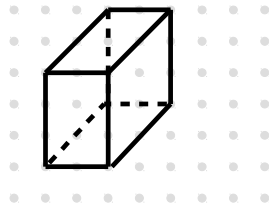
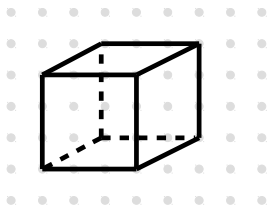
Le quadrillage ci-contre est composé de carrés de 0,5 cm de côté.

Représenter en perspective cavalière un cône de révolution de hauteur 3 cm et dont le rayon de la base est 2 cm.

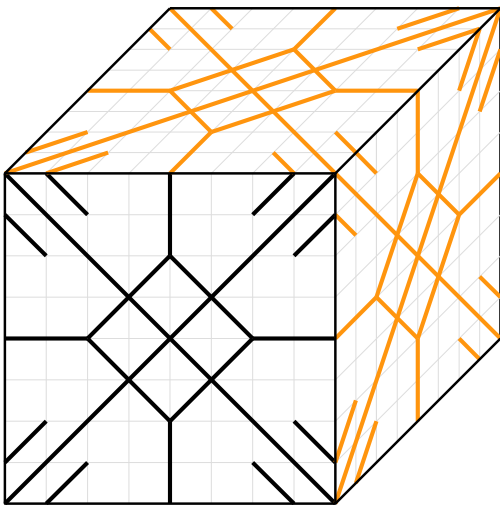


Corrigés

Exercice 1



Exercice 2



Exercice 3

