

Énoncés

Exercice 1

Tracer les axes de symétrie éventuels des figures suivantes :

A B D H K M
N O P S V Z

Exercice 2

1. Tracer les figures suivantes avec, en rouge, leurs axes de symétrie :

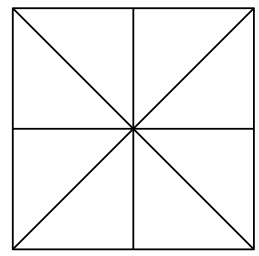
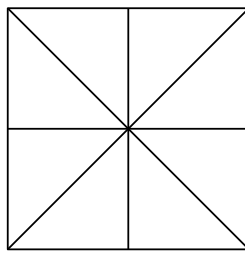
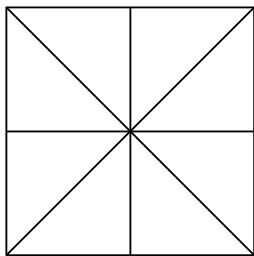
- | | |
|---------------|--------------------------------------|
| a] Carré. | d] Triangle isocèle non équilatéral. |
| b] Losange. | e] Triangle équilatéral. |
| c] Rectangle. | f] Triangle quelconque. |

2. Colorier chacune des 8 portions soit en vert, soit en rouge pour que la figure obtenue...

a] ... n'ait aucun axe de symétrie

b] ... ait 1 seul axe de symétrie

c] ... ait exactement 2 axes de symétrie



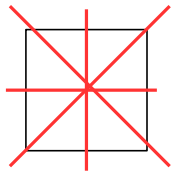
Corrigés

Exercice 1

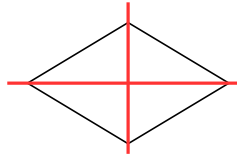


Exercice 2

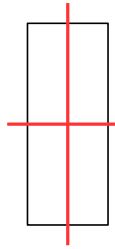
1. a)



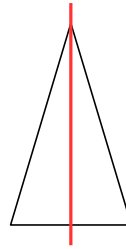
b)



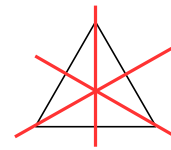
c)



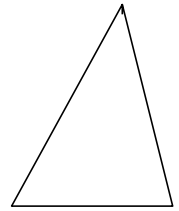
d)



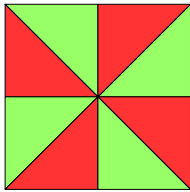
e)



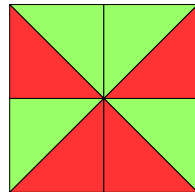
f)



2. a)



b)



c)

